

# Boulder Jazz Dance Workshop Student Handbook 2017



Photo of 2016 IDT Dancer Kayla Smallcanyon by Wendy Turner

# BOULDER JAZZ DANCE WORKSHOP, LLC

PO Box 7107, Boulder, Colorado 80306-7107 USA (303) 449-0399 info@bjdw.net  
www.BoulderJazzDanceWorkshop.com

## WELCOME TO BJDW 2017!

June 15, 2017

Dear Workshop Student:

The following handbook contains comprehensive information about all aspects of the workshop. Some sections will pertain to you, others will not. There is information for students involved in the performances, information for students who are from out of town, personal safety info geared towards students age 18 and over, and another version for students younger than 18. We recommend that you look through the entire handbook, **skipping the parts that obviously are not relevant to your situation**. Refer to the Table of Contents to get information on a specific topic.

**On Thursday, August 3rd from 1:30 to 2:00 p.m. in Studio 350**, there will be an informational meeting for dancers who are interested in becoming dance majors at the University of Colorado. Please put it on your schedule and join us if you are even remotely interested in the dance program at C.U. You may bring a sack lunch with you to this meeting.

Please check your email frequently for information from us! Also, we will be posting notices in the Facebook Group so be sure to join: **[facebook.com/groups/BJDW2017/](https://www.facebook.com/groups/BJDW2017/)**

There are many great settings for photos in Boulder and on campus! During the workshop if you share photos with Lara, they may end up on our social media pages or in a gallery of photos on our website after BJDW. Please use #BJDW2017 whenever you share photos on your own profile pages.

**During the workshop (July 21 – August 5) our office phone number is (303) 492-7945 (landline)** We look forward to seeing you at the workshop!

BJDW Staff:

Lara Branen

Chris Harris

Christy McNeil Chand

Heather Woolley

Izzy Contreras: (Varsity Liaison)

PS – The Handbook includes several maps, but if you want more detail of the CU Campus, go to this online campus map web address: <http://www.colorado.edu/campusmap/> (select University Theatre to view the Theatre & Dance Building).

**\*Like us on Facebook:** <https://www.facebook.com/Boulder.Dance/>

**\*Follow us on Twitter:** <https://twitter.com/BoulderJazDance>

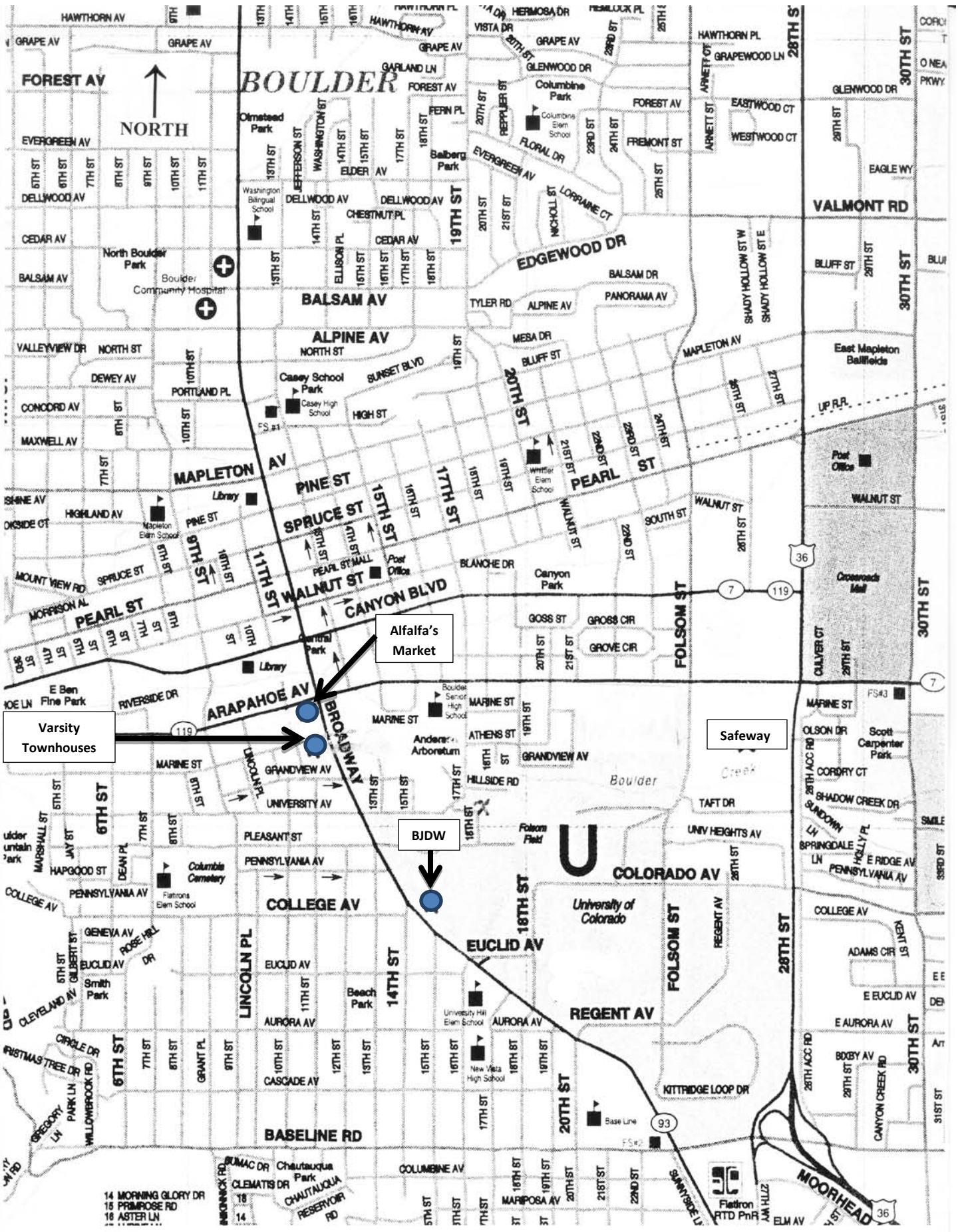
**\*Follow us on Instagram:** <https://www.instagram.com/boulderdance/>

**TABLE OF CONTENTS**

**2017 BJDW STUDENT HANDBOOK**

Note: You can search this document by entering any of the key words below to find a topic.

<b><u>TOPIC</u></b>	<b><u>PAGE</u></b>
<b>INTRODUCTION (WEB ADDRESS FOR ONLINE CAMPUS MAP).....</b>	<b>2</b>
<b>TABLE OF CONTENTS (THIS PAGE).....</b>	<b>3</b>
<b>BOULDER MAP.....</b>	<b>4</b>
<b>CAMPUS MAP .....</b>	<b>5</b>
<b>DANCE BUILDING FLOOR PLAN, GROUND FLOOR.....</b>	<b>6</b>
<b>DANCE BUILDING FLOOR PLAN, 3RD FLOOR.....</b>	<b>7</b>
<b>MISCELLANEOUS INFORMATION (MESSAGES, MAIL, INTERNET) .....</b>	<b>8</b>
<b>WORKSHOP GROUNDRULES (SHOES), .....</b>	<b>9</b>
<b>SCHEDULE OF EVENTS FOR JULY 21ST – 23RD (HOUSING CHECK-IN, WEEKEND WORKSHOPS, LEVEL PLACEMENT).....</b>	<b>10</b>
<b>CLASS/STUDIO SCHEDULE, WEEK 1.....</b>	<b>11</b>
<b>CLASS/STUDIO SCHEDULE, WEEK 2.....</b>	<b>12</b>
<b>CLASS CHECK-IN PROCEDURE, STUDIO CHECK-IN ENTRANCES.....</b>	<b>13</b>
<b>COLLEGE CREDIT.....</b>	<b>14</b>
<b>LEVEL PLACEMENT &amp; FREQUENTLY ASKED QUESTIONS.....</b>	<b>15</b>
<b>PERFORMANCES, TICKETS.....</b>	<b>17</b>
<b>STUDENT PERFORMANCE (SCHEDULE, COSTUMES).....</b>	<b>18</b>
<b>PERSONAL SAFETY IN BOULDER FOR MINORS (17 OR YOUNGER).....</b>	<b>19</b>
<b>PERSONAL SAFETY IN BOULDER FOR ADULTS (18 OR OLDER).....</b>	<b>20</b>
<b>HOUSING INFORMATION (VARSITY TOWNHOUSES).....</b>	<b>21</b>
<b>VARSITY TOWNHOUSES MAP.....</b>	<b>22</b>
<b>GETTING AROUND BOULDER (CAR, BUS, TAXI).....</b>	<b>23</b>
<b>GROUND TRANSPORTATION FROM DENVER INTERNATIONAL AIRPORT.....</b>	<b>24</b>
<b>HIGH ALTITUDE INFO FOR OUT-OF-TOWNERS.....</b>	<b>25</b>



NORTH

# BOULDER

Varsity Townhouses

Alfalfa's Market

BJDW

Safeway

14 MORNING GLORY DR  
16 PRIMROSE RD  
18 ASTER LN

Flatiron RTD PhR

MOORHEAD

For an interactive CU Campus map see <http://www.colorado.edu/campusmap/>

Varsity Townhouses

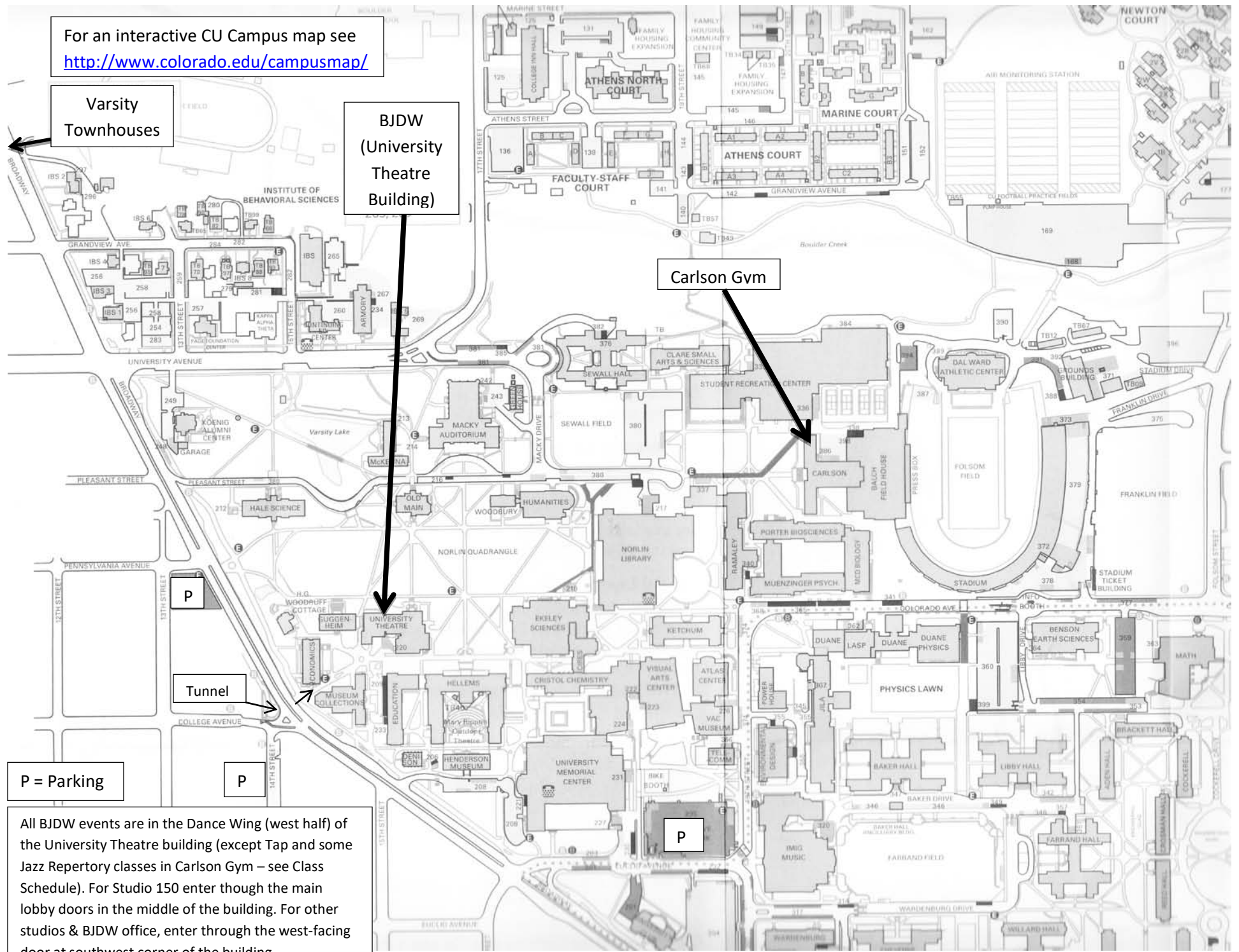
BJDW (University Theatre Building)

Carlson Gvm

Tunnel

P = Parking

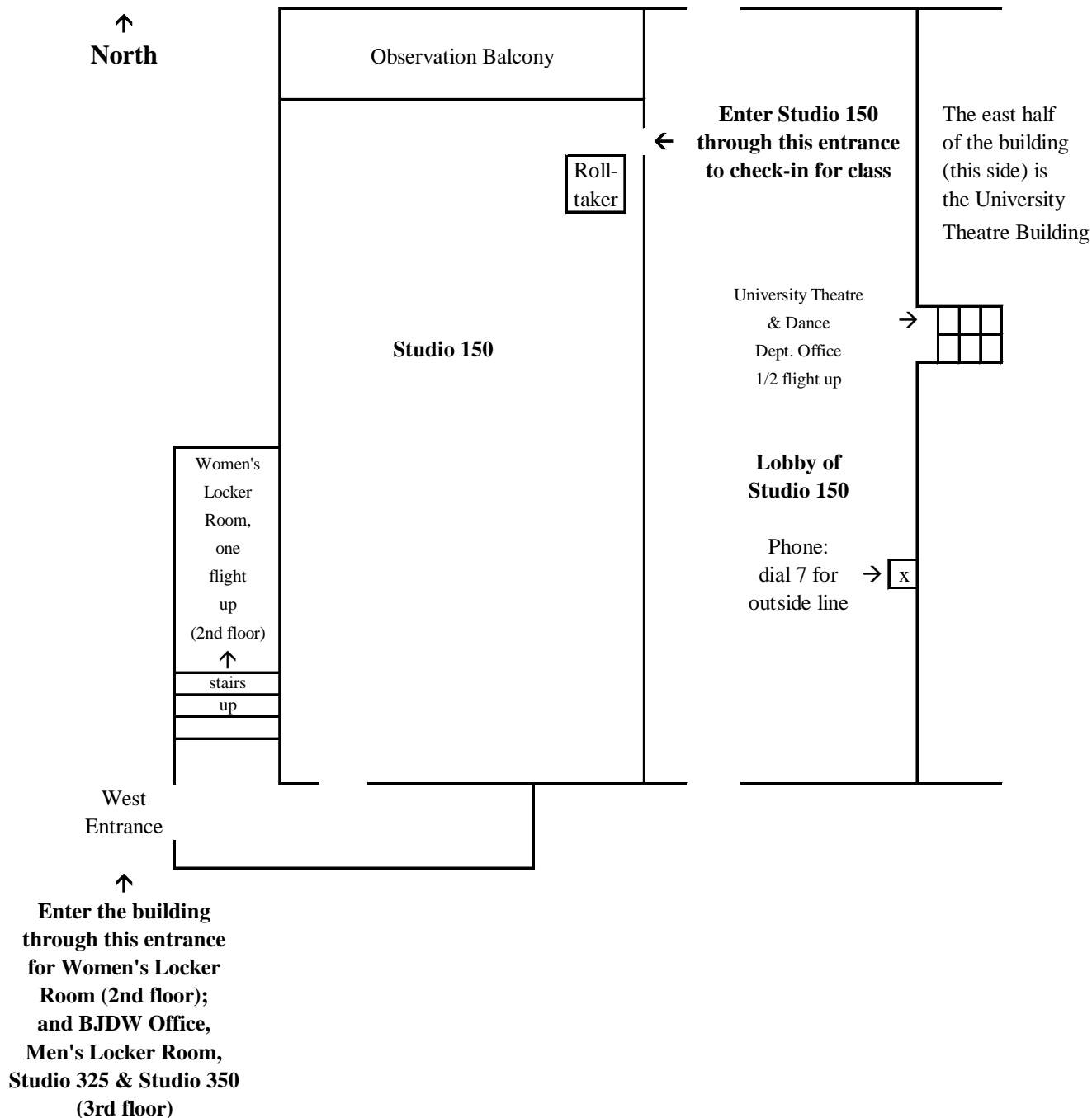
All BJDW events are in the Dance Wing (west half) of the University Theatre building (except Tap and some Jazz Repertory classes in Carlson Gym – see Class Schedule). For Studio 150 enter through the main lobby doors in the middle of the building. For other studios & BJDW office, enter through the west-facing door at southwest corner of the building.



## University Theatre and Dance Building

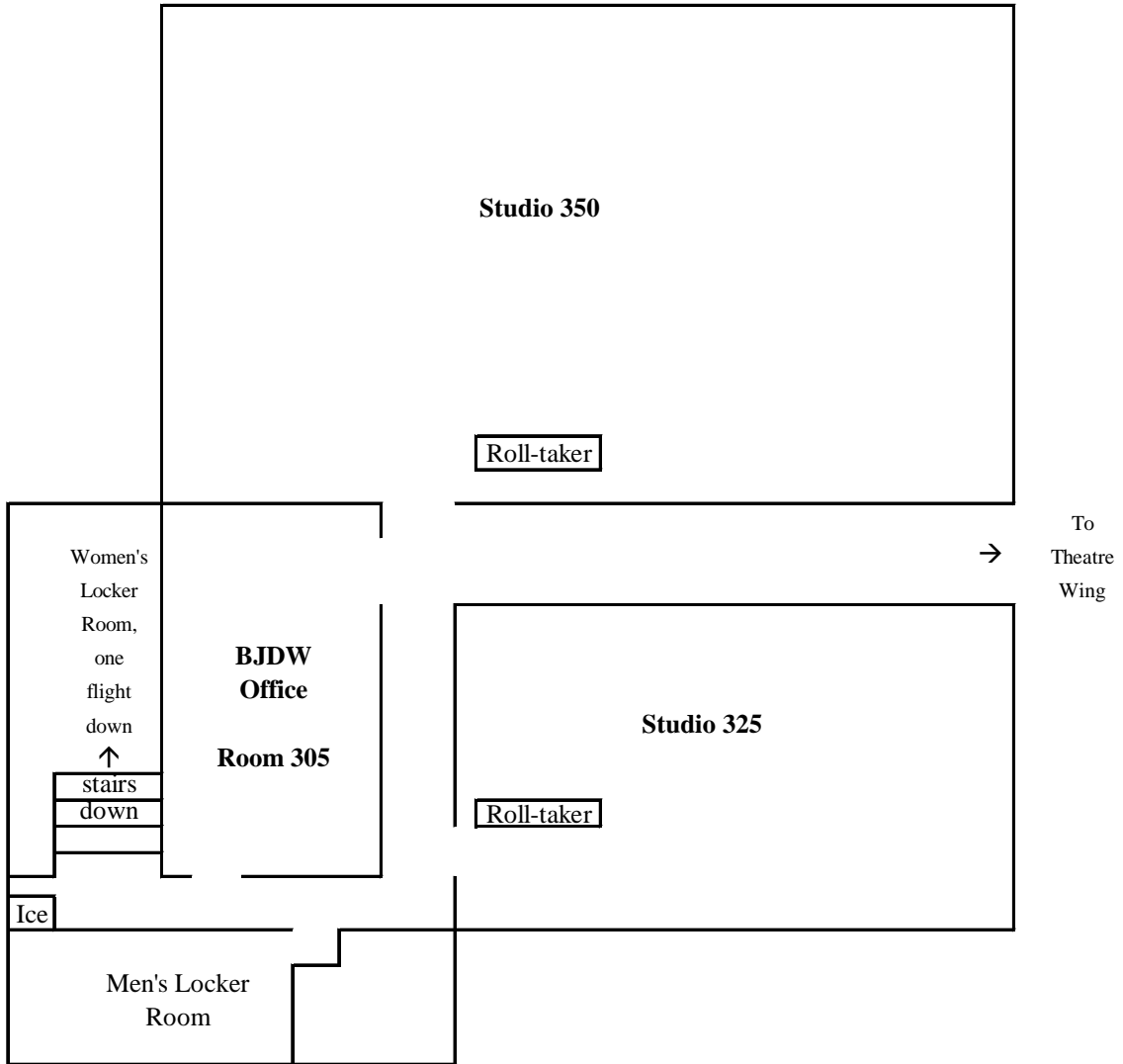
The University Theatre Building and the Dance Building are joined together to form a single building often just called the University Theatre. The Theatre Wing is on the east and the Dance Wing is on the west. The stairway connecting the Lobby of Studio 150 to the 3rd floor of the Dance Wing is in the Theatre Wing, which is being used by the Colorado Shakespeare Festival. There are often theatre performances, so **please be quiet in the Theatre Wing!**

### DANCE BUILDING FLOOR PLAN, GROUND FLOOR



**DANCE BUILDING FLOOR PLAN, 3RD FLOOR**  
**(2nd Floor = Women's Locker Room, no map)**

↑  
**North**



## **MISCELLANEOUS INFORMATION**

**CONTACT US:** During BJDW (Fri 7/21 through Sat 8/5) our office phone is: 303-492-7945 or email us at [info@bjdw.net](mailto:info@bjdw.net) (checked several times a day)

### **OUCH – DANCE HURTS!**

Bring your own aspirin, Advil, or other painkillers. Our first aid kit does not contain drugs.

### **ICE ICE BABY!**

There is an ice machine on the 3rd floor outside the workshop office (see **DANCE BUILDING FLOOR PLAN, 3RD FLOOR**). Injuries are inevitable when dancers are pushing themselves to the limit – Immediate icing speeds healing time significantly. You can apply a plastic bag of ice directly to the skin for up to 20 minutes (too much insulation will prevent the ice from having the desired effect.) **PLEASE NOTE: Be prepared - Keep a couple of zip lock baggies in your dance bag for icing injuries.** We always start off the workshop with zillions of plastic bags but inevitably they are gone by the second day or so!

### **SECURE YOUR PERSONAL BELONGINGS**

Unfortunately, theft of personal belongings occurs in virtually all college settings. Anyone can walk into the building and walk away with a backpack or dance bag in the blink of an eye. Personal belongings should be kept with you at all times or secured in a locker. There are lockers available in the dressing rooms—bring your own padlock. As is the case in any locker room, if you leave valuables in lockers you do so at your own risk, but we have never had a theft from a *locked* locker. **If you are bringing a dance bag to class, keep it zipped up and keep an eye on it!**

### **NOTICES & MESSAGES**

Check the bulletin board outside our office frequently for notifications of letters & packages you may have received or other information we are trying to relay to you.

### **MAIL: LETTERS & PACKAGES**

During the workshop, **do not have mail sent to you at Varsity Townhouses!** You can have letters and packages sent by the Post Office, FedEx or UPS to: Your Name c/o BJDW, University Theatre, UCB 261, Boulder, CO 80309-0261. Mail will only be delivered to the University Theatre Monday through Friday, 8:00 a.m. – 5:00 p.m. So, if your mail arrives in Boulder on a Friday after 5:00 p.m. you will *not* receive that package until Monday even if it has been sent by overnight mail. **Plan ahead – pack whatever you need or be prepared to buy it in Boulder if you forgot it!** Check the bulletin board outside our office daily for messages regarding mail you may have received.

### **INTERNET CONNECTION (on Campus – no wireless connection at Varsity Townhouses!)**

- 1.) Select UCB Guest as your wireless network.
- 2.) Open a web browser and go to [www.colorado.edu](http://www.colorado.edu). You will be automatically redirected to a registration page.
- 3.) Review the Terms and Conditions of Use.
- 4.) Click on the Accept button.

You will be prompted to re-accept these terms and conditions **every 18 hours**.

### **SUBSTITUTE TEACHERS**

We reserve the right to substitute teachers as necessary due to circumstances beyond our control. At the BJDW substitutions are a rare occurrence in unavoidable situations. Rest assured that except in such an occurrence you can expect the faculty listed on our website. In the event of such a situation we ask for your patience and understanding. Life happens.



## WORKSHOP GROUNDRULES:

### RULES! RULES! RULES! ENOUGH WITH ALL THE RULES!

1. **Absolutely no food or drinks in the studios** (other than water in a closed, unbreakable container). Please eat in the hallways or outside the building!
2. **Please be on time for class!** If you are overly late, the teacher may not allow you to participate!
3. The Colorado Shakespeare Festival is using the Theatre Building, connected to the Dance Building. They have ongoing performances, so please respect our neighbors and **be quiet when in the Theatre Building** (see DANCE BUILDING FLOOR PLAN, GROUND FLOOR).
4. Elevators (located in Theatre Building) are for use by BJDW staff only!
5. **No substitutions.** No one may attend BJDW classes in your place. You cannot give or sell your place in class to someone else!
6. **After May 1st there is no official dropping of classes and no refunds for any reason. That means it is now way too late to drop!** During the workshop, if you decide not to attend a class, that is your prerogative, but you are still enrolled on paper and we will not attempt to fill your spot with someone else, so there is no need to share that information with us from that perspective. If you are unhappy with the class for any reason, we always welcome your feedback! If you have questions, please refer to the refund policy that you or your parent agreed to upon registration.
7. **CU is a smoking-free campus. Smoking of any kind (including e-cigarettes) is prohibited in all indoor and outdoor areas**
8. **Alcoholic beverages** are prohibited on campus.
9. **Please keep the Dance Building clean, pick up your trash and recycle!** Custodial services are cut back in summer so please pitch in and help keep things clean. We get cranky when we have to clean up after you!
10. **ALL ABOUT SHOES:** *The C.U. Dance Department is very protective of their studios, so as their guests we take all this shoe business very seriously. Please read and comply with all the following shoe policies.*
  - a. **Absolutely no shoes you have worn outside may be worn or even carried inside the studios** – they MUST be removed before entering studios and placed on the racks provided or on the floor outside each studio. You need to bring a separate dedicated pair of dance shoes to wear in class only (not outdoors!) *or* dance in bare feet!
  - b. **Please make sure any dance shoes you will be wearing are non-streaking** (put them on, then scuff your heel or toe on a light colored floor surface to test). Bare feet, "paws", "foot undies" etc. and jazz shoes (non-Sneaker type) work in any studio. *For your safety do not dance in socks (slipping is a factor).*
  - c. **Studio 150 & 325: No jazz sneakers, sneakers of any kind, or combat boots (basically any shoe with a tread sole) are allowed.** Other smooth sole jazz shoes, dance paws etc. are fine as long as they are non-streaking (see above).
  - d. **Studio 350: You may wear non-streaking sneakers or combat boots, however, it is imperative that you clean your shoes carefully to remove debris such as tiny pebbles from the crevices.** *If you are using these types of shoes, before you enter the studio:* please check your soles up close (i.e. *before* putting shoe on) to assure they are free of debris. *At home before you come to class,* please *meticulously* clean the soles of whatever shoes you will be using as follows: physically remove any tiny rocks or other debris from the crevices (i.e. pry them out); remove any gum or tar residue completely (scrape or pull it off); and clean the soles thoroughly with soap & water.
  - e. **During the workshop, please do not go outdoors in your dance shoes (or even barefoot) and then come back in the studio** as this can bring in dirt or tiny rocks that can scratch the floors (and injure barefoot dancers). If you forget and go outside, please carefully clean your shoes/feet. Even if you stayed in the building, *there is dirt in the halls and stairwells*, so please routinely do a quick check before re-entering the studio.
  - f. **Socks** – dancing in socks seems to be here to stay but we still say – dance in socks at your own risk!

**SCHEDULE OF EVENTS FOR JULY 20th – 23rd:  
WEEKEND WORKSHOP & TWO-WEEK INTENSIVE EVENTS**

**Thursday, July 20th – Saturday July 22nd**

Varsity Townhouses check-in (see HOUSING INFORMATION)

**Friday, July 21st**

<b><u>Weekend Workshop student classes:</u></b>	<b><u>Weekend Workshop teacher classes:</u></b>	<b><u>Commerical Dance Intensive:</u></b>
Studio 350	Studio 325	Studio 150
10:00 – 11:30 a.m. Jazz	9:45 – 11:00 a.m. (+15 min for questions) Jazz	9:45 – 10:30 a.m. Introductory Seminar
11:30 a.m. – 12:30 p.m. Hip Hop Fusion	11:15 a.m. – 12:15 p.m. (+15 min for questions) Progressions	10:30 – 11:30 a.m. Contemporary
1:30 – 2:45 p.m. Progressions	1:30 – 2:45 p.m. (+15 min for questions) Modern	11:45 a.m. – 12:45 p.m. Jazz Funk
2:45 – 4:00 p.m. Contemporary (3:45 – 4 Showing of combo to friends & family)	3:00 – 4:00 p.m. (+15 min for questions) Lyrical Jazz	2:00 – 3:00 p.m. Latin Flare
		3:05 – 4:05 p.m. Musical Theatre & Performance Techniques
		4:15 – 5:15 p.m. Commercial/Contemporary Jazz
		5:15 – 6:00 p.m. Yoga-based Cool Down
		6:15 - 7:15 p.m. Evening Seminar

**Saturday, July 22nd**

<b><u>Weekend Workshop student classes:</u></b>	<b><u>Weekend Workshop teacher classes:</u></b>	<b><u>Commerical Dance Intensive:</u></b>
Studio 350	Studio 325	Studio 150
10:00 – 11:30 a.m. Modern	10:00 a.m. – 12:30 p.m. Seminar	9:45 – 10:45 a.m. Jazz-based warm-up & across the floor
11:30 a.m. – 12:30 p.m. Jazz Funk		11:30 a.m. – 1:00 p.m. Lunch & Audition Prep
1:30 – 2:45 p.m. Progressions	<b>DANCE MOMS JAZZ CLASS</b> A beginning level class for parents of dancers in Weekend Workshop 1:30	1:00 p.m. sign in – 4:30 p.m. Celebrity Cruises Audition
2:45 – 4:00 p.m. Lyrical Jazz (3:45 – 4 Showing of combo to friends & family)	Dance Moms Discussion til approx. 3:15 <-----	

**Sunday, July 23rd**

**Two-Week Intensive Events:**

10:00 a.m. – noon	Level Placement for Noon Jazz, Lyrical Jazz, Jazz Repertory & Lyrical Jazz Repertory**	Studio 150
1:00 – 2:00 p.m.	Level Placement for Modern & Modern Repertory**	Studio 150

\*\*Note that there is no warm-up for Level Placement. Studio will be open 30 minutes prior for students to sign in and warm up.

# CLASS SCHEDULE, WEEK 1

Yellow shading = Studio TBA after Level Placement

Aqua shading = Studio in which class is held varies

150 = Ground Floor Studio, 350 = Large Upstairs Studio, 325 = Small Upstairs Studio (see DANCE BUILDING FLOOR PLAN)

Carlson = Carlson Gymnasium Dance Studio, 100 yards from Dance Building (see Campus Map)

WEEK 1	Mon. 7/24	Tues. 7/25	Weds. 7/26	Thurs. 7/27	Fri. 7/28	Sat. 7/29
8:45-9:45 a.m.	Ballet 150	Ballet 150	Ballet 150	Ballet 150	Ballet 150	Ballet 150
9:50-11:45 a.m.		Hip Hop Repertory 325		Hip Hop Repertory 325		Hip Hop Repertory 325
10-11:30 a.m. MWF	Modern III/IV: 350 IV/IV: 150	Modern Repertory III/IV: 150 IV/IV: 350	Modern III/IV: 350 IV/IV: 150	Modern Repertory III/IV: 350 IV/IV: 150	Modern III/IV: 350 IV/IV: 150	Modern Repertory III/IV: 150 IV/IV: 350
9:50-11:45 a.m. T/Th/Sat						
Noon-1:30 p.m.	Noon Jazz III/IV: 350 IV/IV: 150	Noon Jazz III/IV: 350 IV/IV: 150	Noon Jazz III/IV: 350 IV/IV: 150	Noon Jazz III/IV: 350 IV/IV: 150	Noon Jazz III/IV: 350 IV/IV: 150	Teaching Dance Seminar 325
1:45-3:45 p.m. Unless otherwise indicated	Jazz Repertory III: 150 IV: 350 V: Carlson	Choreo- Feedback 150	Jazz Repertory III: Carlson IV: 150 V: 350	Choreo- Feedback 150	Jazz Repertory III: 350 IV: Carlson V: 150	Lyrical Jazz Repertory III/IV Carlson 2:00-4:00
4-5:00 p.m. Unless otherwise indicated	Hip Hop 350	Hip Hop 350	Hip Hop 350	Hip Hop 350	Contemporary 350 4:30-5:45	Lyrical Jazz Repertory IV/V Carlson 4:00-6:00
6-7:15 p.m. Unless otherwise indicated	Lyrical Jazz III/IV or IV/V 150 or 350	Lyrical Jazz III/IV or IV/V 150 or 350	Lyrical Jazz III/IV or IV/V 150 or 350	Lyrical Jazz III/IV or IV/V 150 or 350	Student/Teacher round table discussion/Q&A 325 5:45-7:15	
7:15-9:30 p.m. Unless otherwise indicated	Tap Carlson 7:30-8:30	Lyrical Jazz Repertory III/IV: 350 IV/IV: 325	Tap Carlson 7:30-8:30	Lyrical Jazz Repertory III/IV: 350 IV/IV: 325	IDT Sneak Peek 150 8 - 8:30	

# CLASS SCHEDULE, WEEK 2

Yellow shading = Studio TBA after Level Placement

Aqua shading = Studio in which class is held varies

150 = Ground Floor Studio, 350 = Large Upstairs Studio, 325 = Small Upstairs Studio (see DANCE BUILDING FLOOR PLAN)

Carlson = Carlson Gymnasium Dance Studio, 100 yards from Dance Building (see Campus Map)

WEEK 2	Mon. 7/31	Tues. 8/1	Weds. 8/2	Thurs. 8/3	Fri. 8/4	Sat. 8/5
8:45-9:45 a.m.	Ballet 150	Ballet 150	Ballet 150	Ballet 150	Ballet 150	
9:50-11:45 a.m.		Hip Hop Repertory 325		Hip Hop Repertory 325		
10-11:30 a.m. MWF	Modern III/IV: 350 IV/IV: 150	Modern Repertory III/IV: 150 IV/IV: 350	Modern III/IV: 350 IV/IV: 150	Modern Repertory III/IV: 350 IV/IV: 150	Modern III/IV: 350 IV/IV: 150	
9:50-11:45 a.m. T/Th						
Noon-1:30 p.m. Unless otherwise indicated	Noon Jazz III/IV: 350 IV/IV: 150	Noon Jazz III/IV: 350 IV/IV: 150	Noon Jazz III/IV: 350 IV/IV: 150	Noon Jazz III/IV: 350 IV/IV: 150	Noon Jazz III/IV: 350 IV/IV: 150	
1:45-3:45 p.m. Unless otherwise indicated	Jazz Repertory  III: 150  IV: 350  V: Carlson	Choreo- Feedback 150	Jazz Repertory III: 325 1:45-2:25pm 350 2:25-3:05pm 150 3:05-3:45pm IV: 350 1:45-2:25pm 150 2:25-3:05pm 325 3:05-3:45pm V: 150 1:45-2:25pm 325 2:25-3:05pm 350 3:05-3:45pm	Choreo- Feedback 150	All Rep Classes (& IDT II) includes Hip Hop, Modern & Lyrical Run dances on stage 150 <b>ORDER TBA</b>	IDT (FACULTY CONCERT)  150 3:00
4-5 p.m.	Hip Hop 350	Hip Hop 350	Hip Hop 350	Hip Hop 350		
6-7:15 p.m. Unless otherwise indicated	Lyrical Jazz III/IV or IV/V 150 or 350	Lyrical Jazz III/IV or IV/V 150 or 350	Lyrical Jazz III/IV or IV/V 150 or 350	Lyrical Jazz III/IV or IV/V 150 or 350		
7:15-9:30 p.m. Unless otherwise indicated	Tap Carlson 7:30-8:30	Lyrical Jazz Repertory III/IV: 325 til 8:30 350 8:30-9:30 IV/IV: 350 til 8:30 325 8:30-9:30	BJDW Student Concert Dress Rehearsal 150 7:30-10:30	Lyrical Jazz Repertory III/IV: 350 IV/IV: 325 7:15-8:15	BJDW Student Concert 6:00 Call 150	IDT (FACULTY CONCERT)  150 8:00

## **CLASS CHECK-IN PROCEDURE**

### **MAKE SURE YOUR CONFIRMATION IS CORRECT!**

Your name will be on class lists for every class in which you are enrolled. The email confirming your registration accurately lists the classes in which you enrolled. If you dropped or added any classes along the way you should have received a new confirmation email.

☞ **Helpful Hint:** Bring a printout of your confirmation email with you – this is a handy list of the classes for which you are registered.

### **CHECK-IN PROCESS**

- ◆ **It is necessary to check in before every class during the entire 2 weeks.**
- ◆ Please arrive at class 10 to 15 minutes before starting time, to check in. Approach the roll-taker, located just inside the entrance of the studio (right after you take off your shoes and leave them in the hallway!), and tell him/her your full name (*last name first please!*)
- ◆ Please do not point to your name on the list, as it is too easy for the roll-taker to think you're pointing at someone else's name.
- ◆ Please watch to make sure that the roll-taker has entered a check mark next to *your* name and point it out if you are checked in the wrong place. (Especially important if you are taking class for college credit – this is our official attendance record for those classes)!

### **STUDIO CHECK-IN ENTRANCES**

You should routinely enter the Dance Building through the west entrance (the door facing the mountains - see **DANCE BUILDING FLOOR PLAN, GROUND FLOOR**) for the 2nd floor: Women's Dressing Room; and 3rd floor: Men's Dressing Room, BJDW Office, Studio 325, and Studio 350.

**Studio 150:** Please enter Studio 150 (ground floor studio) through the doorway facing the Lobby (see **DANCE BUILDING FLOOR PLAN, GROUND FLOOR**).

**Studio 325:** From the west building entrance, go up to the top of the stairs and proceed through the hallway. Studio 325 is the first studio you will come to. (see **DANCE BUILDING FLOOR PLAN, THIRD FLOOR**).

**Studio 350:** After you pass the Studio 325 entrance, the Studio 350 entrance that you should use is straight ahead (see **DANCE BUILDING FLOOR PLAN, THIRD FLOOR**).

☞ **Roll-takers will be located immediately inside these entrances starting 15 minutes prior to each class.** Exception – for Performance Track classes, your teacher will take roll in whatever way he/she wishes.

## **ANNOUNCEMENT FOR WORK STUDY SCHOLARSHIP**

**STUDENTS:** Yay! You get to be a roll-taker! Roll-taker training will be Saturday, July 22nd, 6:30 – 7:30 p.m. in Studio 325. See you there!

## **COLLEGE CREDIT**

Students who wish to receive college credit must complete college credit registration in the workshop office on Monday, July 24th. An additional \$70 fee per unit is payable to the University of Colorado.

One unit of undergraduate college credit from the University of Colorado is available for any of the following combinations of classes (a total of 2 units is possible):

### ***Jazz Repertory/Technique (1 unit):***

#### **Jazz Repertory/Technique combination**

Noon Jazz III/IV + Jazz Repertory III

**or**

#### **Jazz Repertory/Technique combination**

Noon Jazz III/IV + Jazz Repertory IV

**or**

#### **Jazz Repertory/Technique combination**

Noon Jazz IV/V + Jazz Repertory V

### ***Modern Repertory/Technique (1 unit):***

#### **Modern Repertory/Technique combination**

Modern Technique III/IV + Modern Repertory III/IV

**or**

#### **Modern Repertory/Technique combination**

Modern Technique IV/V + Modern Repertory IV/V

### ***Graduate Level Teacher Training (1 unit):***

**One unit of graduate level college credit** from the University of Colorado is possible for the BJDW teacher training program. Students must be enrolled in the following classes for **the Jazz Dance Emphasis**:

Teaching Seminar, Noon Jazz & Lyrical Jazz

*plus any two of the following electives:*

1. Ballet MWF
2. Ballet TThSat
3. Modern
4. Hip Hop (all 4 days)

**OR**

Tap + Hip Hop MW *or* T/Th

For **Modern Emphasis**: Substitute modern for one of the jazz classes and add that jazz class to your electives options.

For **Hip Hop Emphasis**: Substitute Hip Hop (4 days/week) for one of the jazz classes and add that jazz class to your electives options.

## LEVEL PLACEMENT & FREQUENTLY ASKED QUESTIONS

The results of Level Placement will be posted outside Studio 150 and the workshop office (Room 305) by 9:00 a.m., Monday, July 24th. Please arrive early for your classes to verify:

- The level to which you have been assigned.
- The studios in which your classes will be held.

---

See **SCHEDULE OF EVENTS FOR JULY 21st – 23rd for the Level Placement Schedule**

All students registered for **Modern, Noon Jazz, Lyrical/Contemporary Jazz, Modern Repertory, Jazz Repertory and Lyrical Jazz Repertory** are required to attend Level Placement with the following exceptions:

- A student who wishes to be in the intermediate level ("III" for jazz rep and "III-IV" for technique classes) may request to be pre-placed. Please contact us ASAP, no later than July 18th with your request.
- IDT Company members and apprentices are automatically placed in the advanced level, having undergone an audition for the company in which level is verified.

### WHY LEVEL PLACEMENT?

**Level Placement** gives us the opportunity to observe students before classes begin and place students in the levels our faculty members believe to be appropriate for this year's workshop. Our goal is to assure that all students start the workshop in what we feel are the appropriate classes. Please bear in mind that the level in which our faculty members place you at the workshop may be different from the level you take at your school or studio. Our teachers do their best to place you in the level they believe is suitable for your technique level relative to the other students attending the workshop, *according to our standards.*

Students will not necessarily be placed in the most advanced class they can handle, but in the level we feel is the best fit for that student. Also, frequently a student may be

placed in different levels for different classes, e.g., in an intermediate Lyrical Jazz class and an advanced Modern class.

### HELPFUL INFO & FAQ'S

As a BJDW student you are at least an intermediate level dancer. **Please see the Jazz & Modern Level Expectations on our website under CLASSES→Level Placement.**

If you are enrolled in any jazz classes, you should be at least intermediate in jazz dance. If you are enrolled *only* in modern dance, you should be at least intermediate in modern dance. PLEASE NOTE: Since we are primarily a jazz dance workshop, we accept intermediate jazz dance students into intermediate modern, even though we realize that being intermediate in jazz does not necessarily make one an intermediate modern dancer!

**The section of repertory in which you are placed** depends on a combination of factors including technical level, style, movement quality, and performance quality.

### **Q: How will you decide if I belong in the advanced level?**

**A:** Whether the faculty feels you belong in our advanced level depends on both objective criteria and the impression you make on the faculty at Level Placement. The decision comes down to a faculty vote; or for Repertory classes the individual decision of the level IV-V (for modern, lyrical) or V (for jazz) Repertory instructor, sometimes in conjunction with an assistant.

*Continued on next page*

## LEVEL PLACEMENT CONTINUED

### **Q: Will I be placed in the same level for technique and repertory?**

**A:** Level III/IV jazz technique students may end up in either Level III or Level IV jazz repertory. Level IV/V jazz technique students may end up in either Level IV or Level V jazz repertory. A student in Level III/IV Jazz technique will not end up in Level V repertory and vice versa. **For modern dance and lyrical**, you will be in the same level for both technique and repertory.

### **Q: What if I don't get in the level I want?**

**A:** *As a rule, level decisions are final – generally it is not possible to switch levels once we have posted the results of Level Placement.* Repertory level placement is final just as in any audition. While we hope that all dancers will be happy with the classes in which they are placed, inevitably there will be a few disappointments. **Level Placement** is a type of audition, so how well you audition is a factor. We hope that as a BJDW student you will trust in the expertise of our faculty and respect their decisions. You may not agree with where they put you, but if that is the case, for the sake of your own positive experience, our advice is to feel the pain, get over it, and get the most you can out of the level in which you were placed. This process provides a good opportunity to react in a professional manner just as you are expected to react in any audition situation.

### **Q: What if I think you made a mistake in my Level Placement?**

**A:** If you are not in a repertory class\* and you honestly feel a mistake has been made in your placement, you may come talk to us and we will refer to Level Placement results. If we find there is good reason to think you may have been improperly placed in your

level and it is within the first 2 days of the 2 week intensive, we may be able to make an adjustment through a process that is in place. However, if the decision of the faculty was clearly definitive and there is no possibility that you were placed in error, we will stick with the faculty decision.

\* With exception of dancers placed in Jazz Repertory IV

### **Q: If I was in the advanced level at BJDW last year, won't I automatically be in Advanced this year?**

**A:** We place students in relation to other students *at this year's workshop*. In the case of technique classes, we must divide up the students enrolled in a particular class into two groups of appropriate size for our studios. Level V represents what we consider the most advanced group of students for this year. Repertory classes are divided into groups of appropriate size in comparison to the other Repertory students *in the workshop this year*, without taking level from previous years into consideration.

### **Q: What if I want college credit?**

**A:** If you are enrolled in Modern plus Modern Repertory, regardless of the level in which you are placed, you are eligible for college credit. For college credit in jazz, please see **COLLEGE CREDIT** for how to qualify.



# PERFORMANCES

## Boulder Jazz Dance Workshop

Featuring faculty and student choreography

Performed by the BJDW 2017 students

Friday, August 4th, 8:00 pm

## Resident Professional Company, Interweave Dance Theatre (IDT)

Starring your teachers (and other talented dancers!)

Saturday, August 5th, 3:00 pm & 8:00 pm

All performances are in the Dance Building's  
Charlotte York Irey Studio Theatre (Studio 150)

*The theatre has limited seating! Student show will definitely sell out and IDT shows typically also sell out, so be sure to purchase your tickets early!*

### Tickets purchased in advance OR at the door

	Adult/Student	Child/Senior (65+)	BJDW Student Discount
BJDW Student Show	\$19	\$17	n/a
IDT Matinee Show	\$18	\$16	\$12 (when purchased on our registration website. 1 ticket per student.)
IDT Evening Show	\$22	\$20	\$16 (when purchased on our registration website. 1 ticket per student.)

## PURCHASING TICKETS

Tickets are now available online –

BJDW show: <http://www.brownpapertickets.com/event/2768299>

IDT shows: <http://www.brownpapertickets.com/event/2768218>

Otherwise, tickets will be available starting July 21st in the BJDW office. (If in 2 week workshop please wait to ask for tickets until the 24th as we will be crazy busy over the weekend.)

## **STUDENT PERFORMANCE INFORMATION FOR DANCERS (AND PARENTS OF DANCERS WHO ARE MINORS)**

We consider involvement in the BJDW performance to be a serious commitment. The dancers in Performance Track classes must learn and perfect a dance in less than 2 weeks (in 5 to 6 classes), so there is no time to waste. Every dancer is expected to be at every Performance Track class *on time* (as well as to attend every rehearsal – i.e. technical and dress rehearsals). An absence from any class or rehearsal *for any reason* could result in the dancer being removed from a piece or the show. The decision of whether to do so will lie with the Directors and applicable faculty member(s). Besides the disappointment to the student, there will be no refunds if a student misses a class or rehearsal and is taken out of the performance as a result. During the workshop, commitment to the workshop performance *must* take priority over all other activities in which the student may be involved.

*For minors*, the support of parents is critical. We appreciate that, sometimes, family plans must be altered in order for the student to fulfill his or her commitment. Your cooperation is greatly appreciated.

### **STUDENT TECH, DRESS & PERFORMANCE SCHEDULE:**

#### **Sunday      July 30th      9:00 a.m. - 1:30 p.m.      Technical rehearsal**

Approximate tech starting times for each dance will be posted on Friday, July 28th. For students who are involved only in a single dance, once they have run that dance and the choreographer has given them notes in the lobby area, they are free to go. Please enter and exit the theatre through the Studio 150 Lobby (see floor plan on page 6) *quietly*. If you need to talk, please go to the lobby.

#### **Wednesday      August 2nd      7:15 - 10:30 p.m.      Full Dress rehearsal with make-up**

Mandatory meeting of entire cast in Studio 350 at 7:45 p.m. (in costume and make up, ready to go.) 7:15 p.m. is your call time. Note that guests are not allowed at dress rehearsal without permission from show Directors Chris Harris & Christy McNeil Chand.

#### **Friday      August 4th      6:00 – 10:00 p.m.      Performance**

*Call* is at 6:00 p.m. to allow time for applying makeup – if makeup is done at home, student may arrive at 6:45 but no later – regardless of when a dance appears in the show! Curtain is at 8:00 p.m.

### **COSTUMES FOR REPERTORY CLASSES**

**If you are a student from out of town, this info is for you!** Pack basic pieces on which costumes may be built, such as black leotards, black and white t-shirts, black booty shorts, neutral dance pants (e.g. black, grey, white) in various lengths, skin-toned under garments, etc, *if you already own them*. Also watch for info in Facebook group about the costume concepts for the rep pieces, *but don't go out and buy anything* just pack if you have items mentioned. You may need to shop for costumes in Boulder but cost will be kept to a minimum.

## PERSONAL SAFETY IN BOULDER FOR MINORS (17 OR YOUNGER)

### ❖ BE “STREET WISE”

Boulder is a relatively crime-free town but like in any town its size, crime does occur. The college campus and surrounding area, like campus areas in virtually every college town, present potential dangers of which every student must be aware. To have a safe, positive experience, all students need to practice basic safety rules that would apply in any college town and on any college campus.

### ❖ “THE HILL”

The Hill is the area adjacent to the campus that includes shops and restaurants. It is predominantly a college student neighborhood. The Hill, however, is not only home to college kids but has historically been a magnet for transients and an array of the unsavory characters that seem to frequent college neighborhoods. The Hill has been cleaned up considerably over the past several years, but it is not without its problems. *Minors should never walk alone on the hill after dark. We advise against minors, even in a group, hanging out on The Hill after dark unless accompanied by the supervising adult. Even during the day we advise that minor students use the buddy system and always travel with one or more other BJDW participants.*

### ❖ C.U. CAMPUS

We don't want to scare anyone, but the following is a sad fact of life: All college campuses experience a certain number of rapes and other serious crimes each year. The emergency phones placed around the C.U. campus were originally placed there in response to rape incidents. **No one should ever walk across campus alone at night.** There is safety in numbers so travel in groups. **Minor students should travel across campus at night only with their adult supervisors!** *Even during the day we advise that minor students use the buddy system and always travel with one or more other BJDW participants.*

### ❖ STAYING AT VARSITY TOWNHOUSES?

**Lock up!** Play it safe – lock your door!

## **PERSONAL SAFETY IN BOULDER FOR ADULTS (18 OR OLDER)**

### **❖ BE “STREET WISE”**

Boulder is a relatively crime-free town but like in any town its size, crime does occur. The college campus and surrounding area, like campus areas in virtually every college town, present potential dangers of which every student must be aware. To have a safe, positive experience all students need to practice basic safety rules that would apply in any college town and on any college campus.

### **❖ “THE HILL”**

The Hill is the area adjacent to the campus that includes shops and restaurants. It is predominantly a college student neighborhood. The Hill, however, is not only home to college kids but has historically been a magnet for transients and an array of the unsavory characters that seem to frequent college neighborhoods. The Hill has been cleaned up considerably over the past several years, but it is not without its problems. *We advise against anyone walking alone on the hill after dark.*

### **❖ C.U. CAMPUS**

We don't want to scare anyone, but the following is a sad fact of life: All college campuses experience a certain number of rapes and other serious crimes each year. The emergency phones placed around the C.U. campus were originally placed there in response to rape incidents. **No one should ever walk across campus alone at night.** There is safety in numbers so travel in groups!

### **❖ STAYING AT VARSITY TOWNHOUSES?**

**Lock up!** Play it safe – lock your door!

## HOUSING: VARSITY TOWNHOUSES

### 1555 Broadway, Boulder CO 80302

*(Suggestion: print this page and bring it with you – make sure it is accessible before you depart the airport. If driving to Boulder, modify this action plan to fit your circumstances).*

- **CAN I RECEIVE LETTERS & PACKAGES?** Not at Varsity! During the workshop, do not have mail sent to you at Varsity Townhouses! (See **MAIL**)
- **WHERE IS IT?** See **BOULDER MAP** and **Varsity TOWNHOUSES MAP**
- **WHEN CAN I CHECK-IN?** Thursday 7/20 through Saturday 7/22. (10 a.m. – midnight) If arriving outside of these days and times please notify us.
- **HOW WILL YOU KNOW WHEN TO EXPECT ME?** You need to supply us with the following info by email (info@bjdw.net): **Your arrival day & date, Airline, Flight #, arrival time of your flight at Denver Airport, and Cell phone # to reach you after you land.**
- **HOW DO I CHECK IN?** You will check in with our Varsity Liaison, **Izzy Contreras – (818) 400-3440**. He will meet you at Varsity to greet you and give you an apartment key.

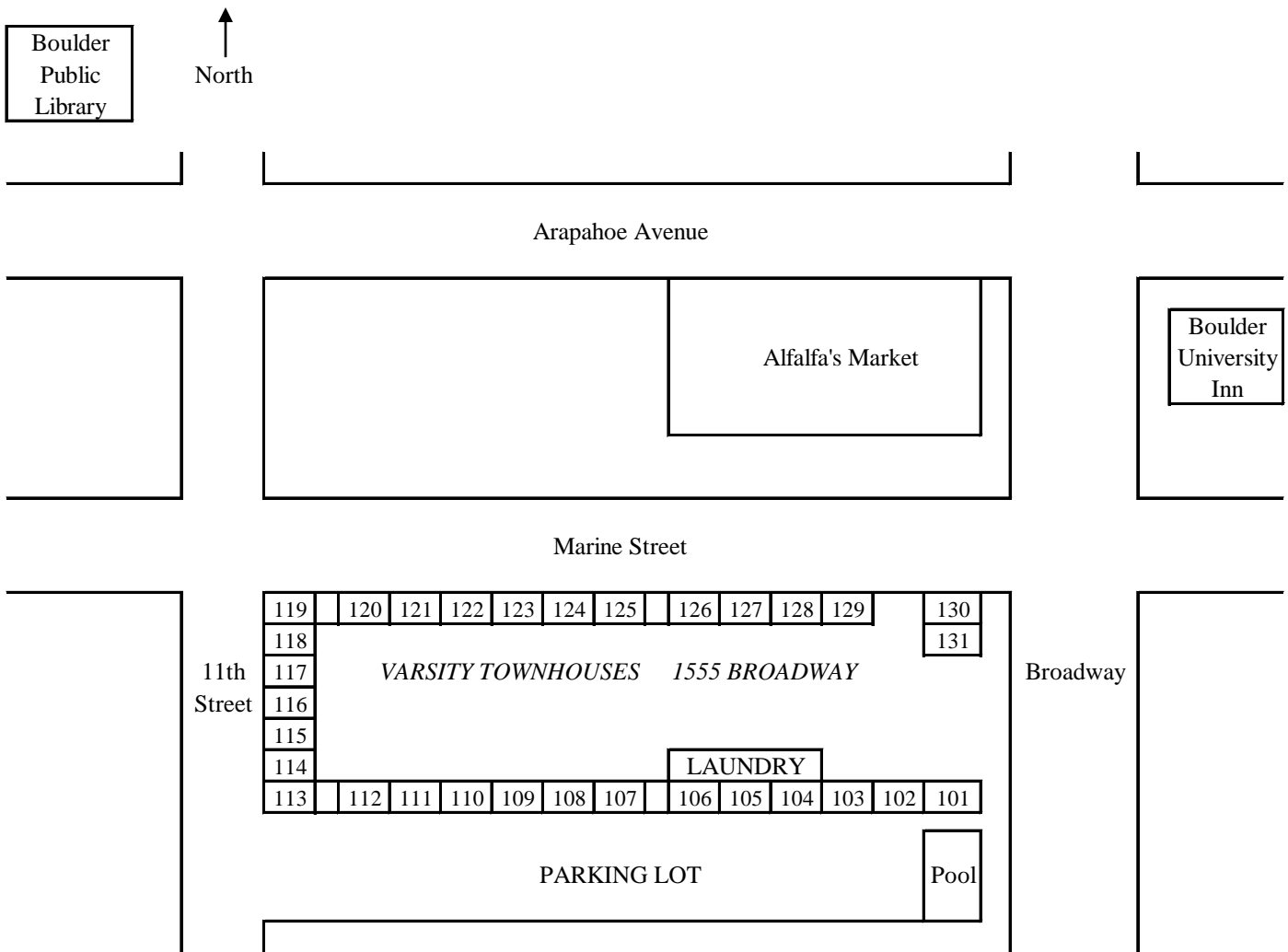
#### **WHEN YOU LAND IN DENVER:**

- **Text Izzy (being sure to say who you are :-)** *as soon as you have boarded GREENRIDE* (note RTD bus is not advised for people staying at Varsity as you will have to walk several blocks with your luggage see "**GROUND TRANSPORTATION**").
- **Recommended:** Izzy will expect you 1 hour to 1.5 hours after you text him the first time (*if you texted him as soon as you were on the shuttle like we asked*). If an hour and a half has passed and you are still on the shuttle and are more than 10 minutes away from Varsity (check your handy dandy map app perhaps?) please text Izzy to update him.
- **Text Izzy again** as soon as you get off the shuttle and are in the Varsity parking lot – it will take him just a minute or 2 to come out to where you are. **(make sure driver actually drops you off in the parking lot - there is no access to the parking lot from Broadway - access is from 11th Street, one block west of Broadway).**
- **NOTE:** If you have *not* supplied us with any info and have not been in text contact with Izzy en route to Varsity, he probably will *not* be there when you arrive and you will have to wait for him to get into your apartment (possibly a long time ☹)! Please be sure he knows when to expect you and spare yourself that drama!
- **CHECKING-OUT FROM VARSITY TOWNHOUSES:** Check-out is Sunday, August 6th at anytime. It is not possible to stay longer. *Please see the check-out sheet posted inside your apartment. Failure to leave your apartment in reasonable condition according to the check-out requirements will result in everyone in unit being charged an additional cleaning and/or damages fee.*

#### **MORE INFO**

- You need to bring a set of single sheets (standard twin bed), pillowcase, towel(s) and a pillow, **unless you selected the option for BJDW to supply these items.**
- See our website for the other items we do and do not supply:  
[boulderjazzdanceworkshop.com/all-about-varsity/](http://boulderjazzdanceworkshop.com/all-about-varsity/)
- Remember there is no wifi at Varsity.(there is at the dance building and anywhere on campus)
- **Nearby grocery stores:** Alfalfa's Market (1651 Broadway Street) – one block north, University Hill Market & Deli (1134 13th Street) – two blocks from the Dance Building, Safeway (2798 Arapahoe Avenue) – see **BOULDER MAP, GETTING AROUND BOULDER** for bus info.

# VARSIY TOWNHOUSES MAP



The Varsity Townhouses complex is built on a steep hillside, so the ground floor apartments (#101 to #131) are slightly below the parking lot level. Each apartment will be issued a key to the laundry room. **No mailbox keys will be issued, so do not have mail sent to you at Varsity!** (See **MAIL**)

There is no access to the parking lot from Broadway - access is from 11th Street.

If you are driving to Boulder, you may ignore the "Parking Permit Required" sign in the parking lot -- a permit is not required during the summer.

## GETTING AROUND BOULDER

### DIRECTIONS IN BOULDER

Just remember that the mountains are on the west edge of town. **If the mountains are on your left, you are facing north!**

### BY CAR

If you have a car and are staying at Varsity Townhouses, a permit is not necessary. Otherwise, if you are driving to the BJDW, the closest parking lots are the pay lot just south of the corner of College Avenue & 14th Street, the lot at the southeast corner for Pennsylvania Avenue & 13th Street, and the Euclid Avenue Autopark (see **CAMPUS MAP**). There are free and metered spaces on streets adjacent to campus, but be sure to read signs carefully – the rules may vary from block to block. In some cases, you are only allowed to park for a certain time period, then you must move your car. Most individual meters have been replaced by ticket machines: purchase ticket (cash or credit) and display receipt on dashboard. **If you are unfamiliar with Boulder or the CU Campus, please allow ample time to find parking and walk to the BJDW.**

### ON FOOT

If there is no traffic light, pedestrians have the right-of-way at all street crossings marked by white painted lines or brick paving or colored concrete. Most Boulder drivers are good about stopping for pedestrians, but be aware that not all cars will stop so please don't take for granted that they will! The safest place to cross Broadway to get to the Dance Building from The Hill is through the College Avenue pedestrian tunnel (see **CAMPUS MAP**).

### BY BUS

Cost for a bus ticket is \$2.60 (cash, exact amount only), pay as you enter at the front. The most useful bus routes for BJDW students are:

- **The “Hop”** circles central Boulder. Every 7-10 minutes, one bus goes clockwise while another bus goes counterclockwise, connecting the University campus (several stops), Pearl Street pedestrian mall (several stops), the 29th Street Shopping District, and points between. The Hop is a small boxy-looking white bus that stops wherever you see the round purple sign with a picture of a rabbit. The closest stop to the Dance Building is on College Avenue, about one block away.
- **“Dash”, “Skip”, 203, 204, 225** (basically, any bus stopping on Broadway) all travel up & down Broadway, stopping about 1 block from the Dance Building and going to Alfalfa's Market (corner of Broadway & Arapahoe), the Pearl Street pedestrian mall, and beyond, every 10-15 minutes.

**Bus route maps are available in the workshop office and Varsity Townhouses.**

**UBER, LYFT, ETC:** If you are so inclined, we're sure you can figure out how to procure.

**BY TAXI:** You can't wave a cab down like you're in New York City – but Boulder's a small town so if you call a taxi generally one is there within 30 minutes (but it could take longer). They will do pre-scheduled pick-ups 24 hours a day (call the day before).

Freedom Cab: 303-444-4444 <http://www.freedomcabs.com/>

Yellow Cab of Boulder: 303-777-7777 <http://www.boulderyellowcab.com/>



## GROUND TRANSPORTATION

### FROM DENVER INTERNATIONAL AIRPORT TO BOULDER

(**Note:** The Denver airport is locally referred to as “DIA” but the official airport code is DEN.)

There is frequent door-to-door shuttle service from DIA to Boulder that will take you to Varsity Townhouses, or to any hotel or private residence. The trip takes about 1 to 1.5 hours depending on how many passengers need to be dropped off and at which locations.

**Please note that scheduled ground transportation from DIA to Boulder stops at about 12:30 a.m.**, so plan your flight accordingly – if you have a late night arrival time and your flight is delayed, you might be stuck at the airport unless you want to take a taxi, Uber, Lyft or the like all the way to Boulder (\$\$\$\$).

**Never been to Denver Airport?** DIA consists of East and West Terminals, connected by a huge central area with a white “circus tent” roof. There are luggage carousels on the East and West sides, so be sure you are on the correct side!

The ticket counters for shuttles to Boulder are located on the West Side of the main terminal (the large open area mentioned above that you enter after you get off your flight) on the baggage claim level. *Note if you have a reservation on "greenride" you proceed directly to their loading area.*

Our recommendation is "greenride" Boulder. 303-997-0238.

**Reservations highly recommended!** Go to their website to make a reservation:

<https://www.greenrideboulder.com/boulder.html>

**Be advised** – do not choose to go the "The Hub" unless you are renting a car at that location or someone is picking you up there.

### Going to Varsity Townhouses?

- Click the Reserve button under “Boulder Homes ONLY \$38”
- Select Boulder - South of Pearl Zone
- Enter this address: 1555 Broadway
- When you are on board the shuttle, tell the driver to drop you off in the Varsity Townhouses parking lot. **There is no access to the parking lot from Broadway - access is from 11th Street, one block west of Broadway.** (See **BOULDER MAP** and **VARSITY TOWNHOUSES MAP**)

*For the trip back to the airport don't forget to reserve pick up 24 hours before you are traveling!*

**DIRECTIONS IN BOULDER:** Just remember that the mountains run along the west edge of town. **If the mountains are on your left, you are facing north!**





## **HIGH ALTITUDE INFO FOR OUT-OF-TOWNERS**

Boulder is at an altitude of over 5,000 feet! About one out of every four people who arrive from low altitude may experience altitude sickness: headache, nausea, lack of appetite, low energy, shortness of breath, cramping, etc.

No matter how healthy you are, you could be affected. If you experience these symptoms, **SLOW DOWN!** They usually go away in a couple of days. If they become worse or other symptoms such as a persistent cough or increasing shortness of breath develop, consult a doctor – altitude sickness can be treated very easily.

To help avoid altitude sickness:

**DO:** Drink more water than usual (try to drink nearly twice as much!). Juices, caffeine-free sodas, and sports drinks are also good. Eat more grains, fruits and vegetable. Eat less fatty foods. Take aspirin for headaches or cramps. Get more sleep and rest.

**DON'T:** Don't drink alcohol or beverages with caffeine such as coffee. Don't eat salty foods. Get plenty of sleep! You need more sleep while adjusting to high altitude!

**HELPFUL TIP:** It is a lot easier to get sunburned here because of the thinner atmosphere so it's a good idea to use sunscreen!

## **FLASH FLOOD INFO**

Boulder has recently experienced significant flash floods and that has always been a possibility in Boulder, so we feel our students should be aware of what to do in the event one occurs. Boulder has warning sirens that are tested on the first Monday of the month so if you hear sirens during the workshop it is *not* a test and you should take heed:

Stay away from Boulder Creek and other low-lying areas. Climb to higher ground immediately and avoid drains, ditches, etc.

(see the website below for actions to take in a flash flood). There are other warning signs to look for. It may not be raining at the time since water comes downhill from storms in the mountains and Boulder is at the foot of the mountains. Please take a moment to take a look at this website for further information:

<http://www.colorado.edu/emergencymanagement/campus-emergencies/flood>